

## Commercial Inspections Questionnaire Results 2005

Sent

193

Returned


79

% Returned

41%

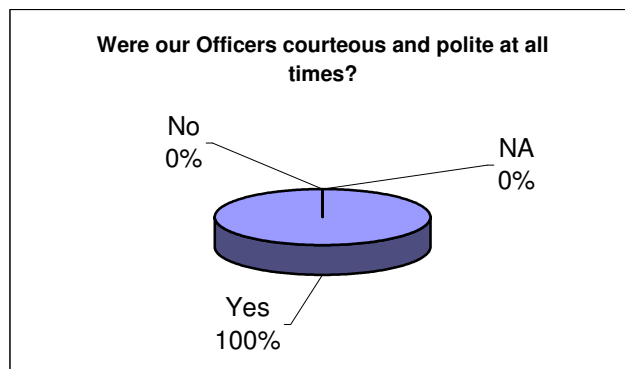
1

Answer	Freq.	%
Yes	75	95%
No	4	5%
NA	0	0%



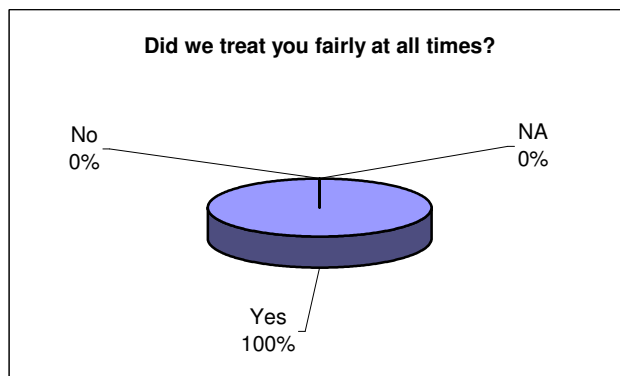
2

Answer	Freq.	%
Yes	79	100%
No	0	0%
NA	0	0%



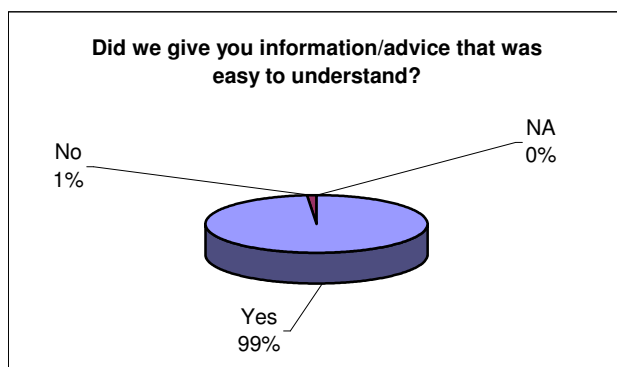
3

Answer	Freq.	%
Yes	79	100%
No	0	0%
NA	0	0%



4

Answer	Freq.	%
Yes	78	99%
No	1	1%
NA	0	0%



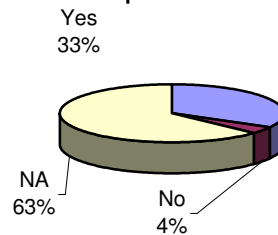
## Commercial Inspections Questionnaire Results 2005

<u>Sent</u>	<u>Returned</u>	<u>% Returned</u>
193	79	41%

### 5 (a.)

Answer	Freq.	%
Yes	26	33%
No	3	4%
NA	50	63%

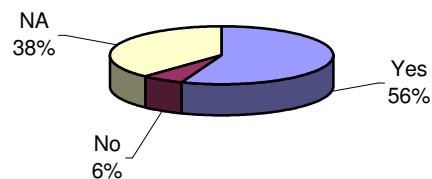
**If we said your business was not meeting its legal requirements, did we make it clear to you what you needed to do to meet the legal requirements?**



### 5 (b.)

Answer	Freq.	%
Yes	44	56%
No	5	6%
NA	30	38%

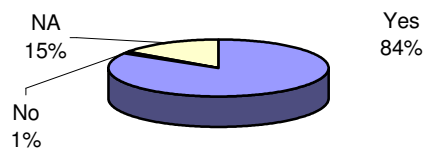
**If we said your business was not meeting its legal requirements, was our response to this problem fair/reasonable?**



### 6

Answer	Freq.	%
Yes	66	84%
No	1	1%
NA	12	15%

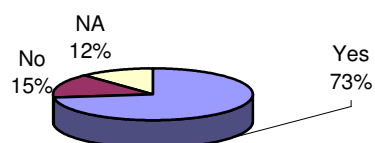
**Was any information you received easy to understand and in the format that best suited your needs? (If you require information in another format please specify in Comments and Suggestions)**



### 7

Answer	Freq.	%
Yes	58	73%
No	12	15%
NA	9	12%

**Were you given a 'Report of Inspection' Form?**

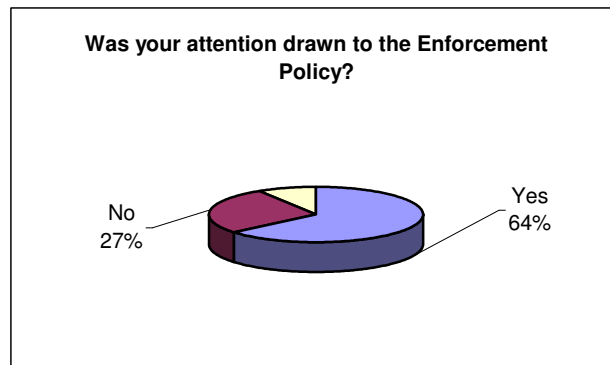


## Commercial Inspections Questionnaire Results 2005

<u>Sent</u>	<u>Returned</u>	<u>% Returned</u>
193	79	41%

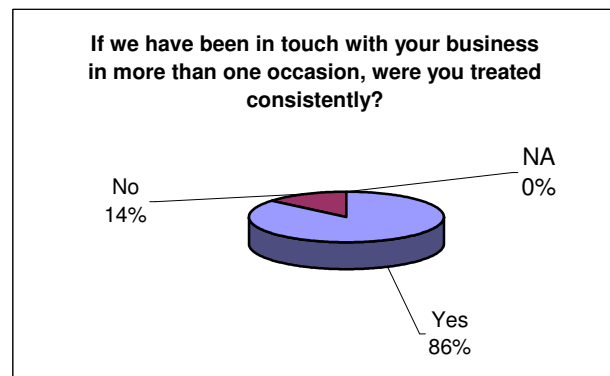
8

Answer	Freq.	%
Yes	48	64%
No	20	27%
NA	7	9%



9

Answer	Freq.	%
Yes	64	86%
No	10	14%
NA	0	0%



10

Answer	Freq.	%
Very Satisfied	49	66%
Satisfied	24	32%
Dissatisfied	1	1%
NA	0	0%

