

# COMPLAINTS AND ENQUIRIES 2006

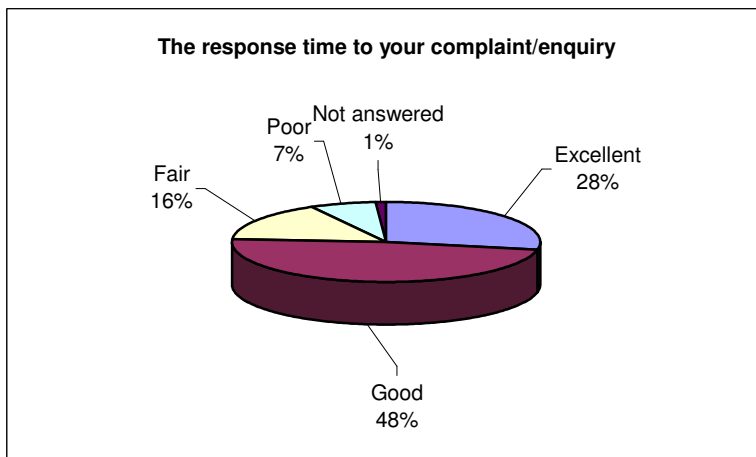
Number sent: 435

Numbers returned: 142

% returned: 33%

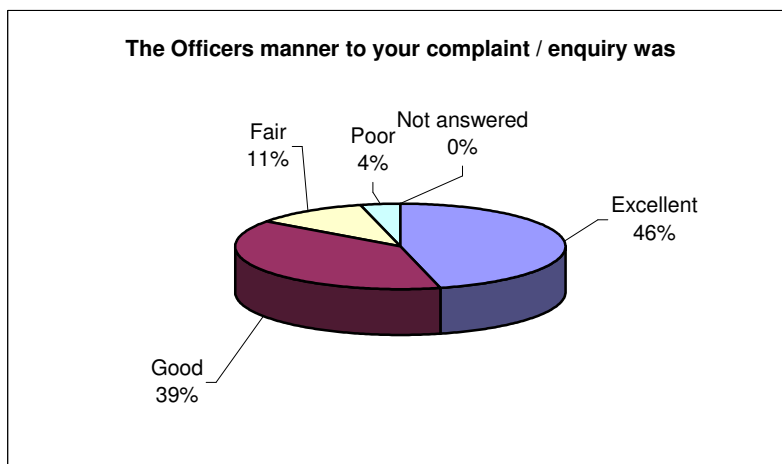
## Question 1

	Total	%
Excellent	199	28
Good	333	48
Fair	111	16
Poor	54	7
Not answered	3	1



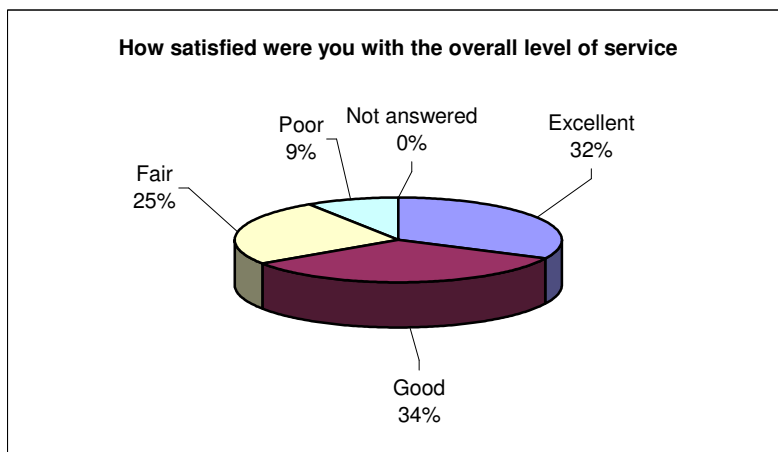
## Question 2

	Total	%
Excellent	324	46
Good	274	39
Fair	74	11
Poor	28	4
Not answered	0	0



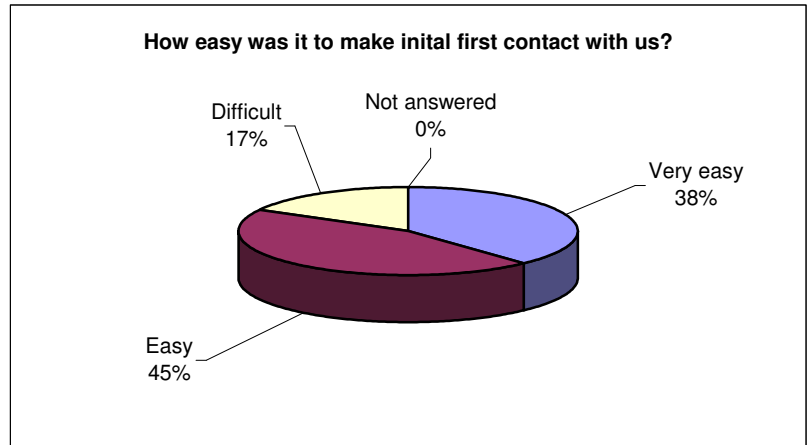
## Question 3

	Total	%
Excellent	224	32
Good	232	33
Fair	175	25
Poor	66	9
Not answered	3	0



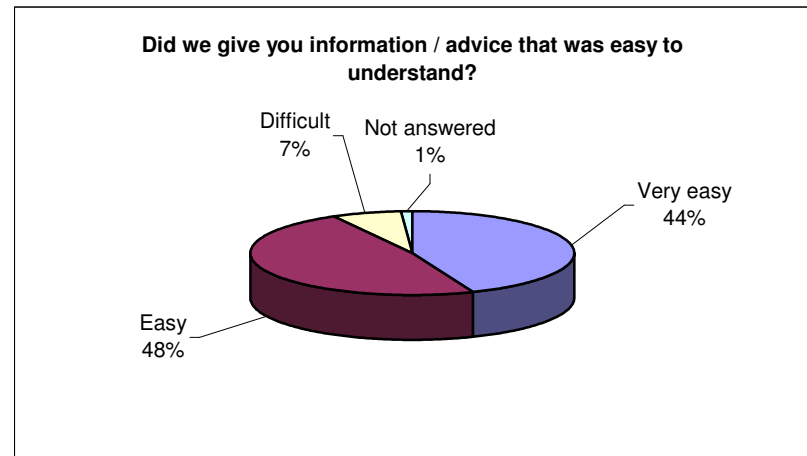
### Question 4

	Total	%
Very easy	267	38
Easy	317	45
Difficult	116	17
Not answered	0	0



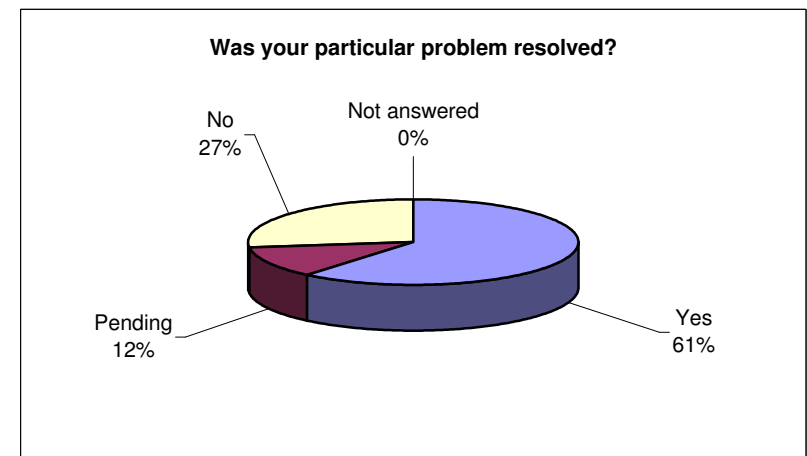
### Question 5

	Total	%
Very easy	305	44
Easy	338	48
Difficult	48	7
Not answered	9	1



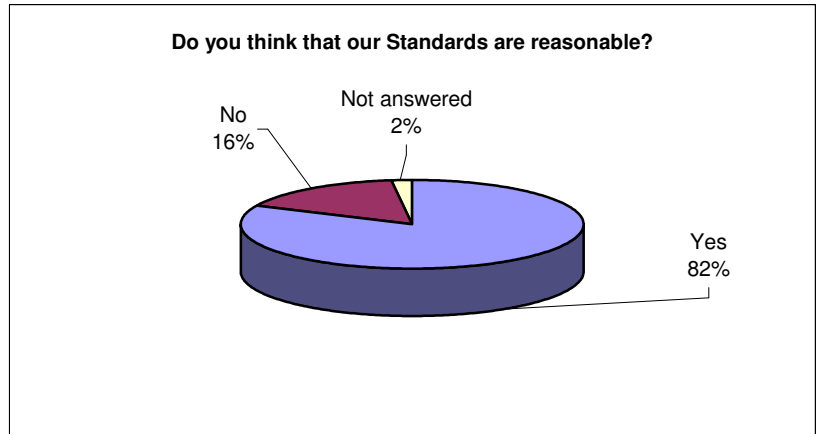
### Question 6

	Total	%
Yes	426	61
Pending	84	12
No	187	27
Not answered	1	0



### Question 7

	Total	%
Yes	572	82
No	113	16
Not answered	15	2



### Question 9

	Total	%
White British	676	97
White Irish	0	0
Other White	12	2
White Other mixed	0	0
Mixed White & Black Caribbean	0	0
Mixed White & Black African	0	0
Mixed White & Asian	0	0
Indian	0	0
Pakistani	0	0
Bangladeshi	0	0
Other Asian	0	0
Black Caribbean	0	0
Black African	0	0
Other Black	0	0
Chinese	0	0
Other ethnic group	9	1

