

INSPECTIONS 2006

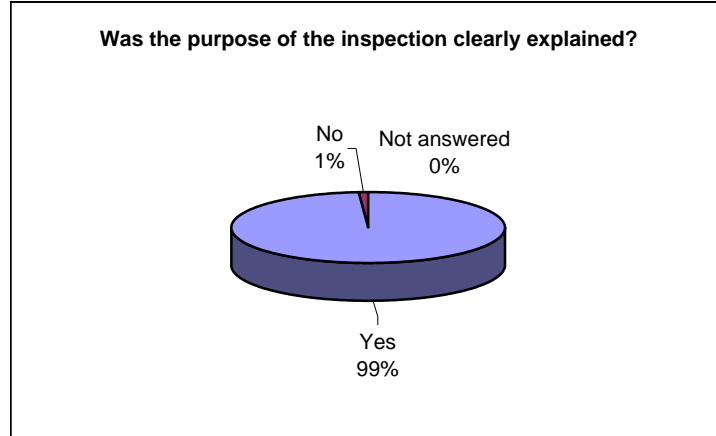
Number sent: 216

Numbers returned: 119

% returned: 55%

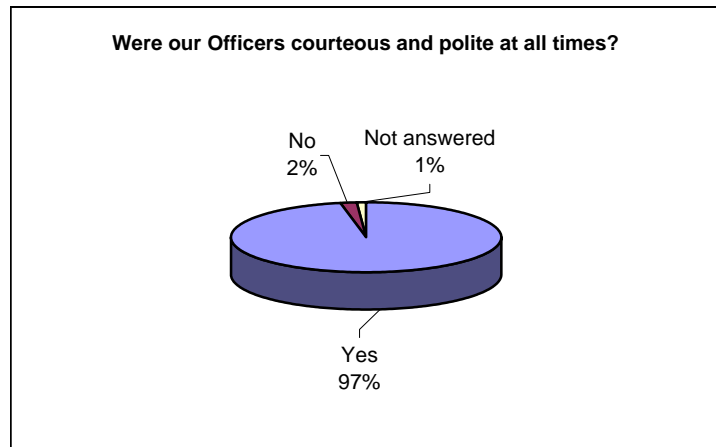
Question 1

| | Total | % |
|--------------|-------|----|
| Yes | 694 | 99 |
| No | 6 | 1 |
| Not answered | 0 | 0 |



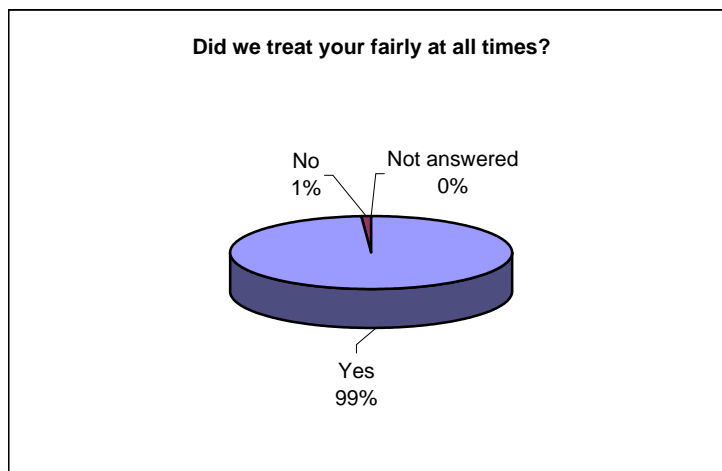
Question 2

| | Total | % |
|--------------|-------|----|
| Yes | 683 | 97 |
| No | 12 | 2 |
| Not answered | 5 | 1 |



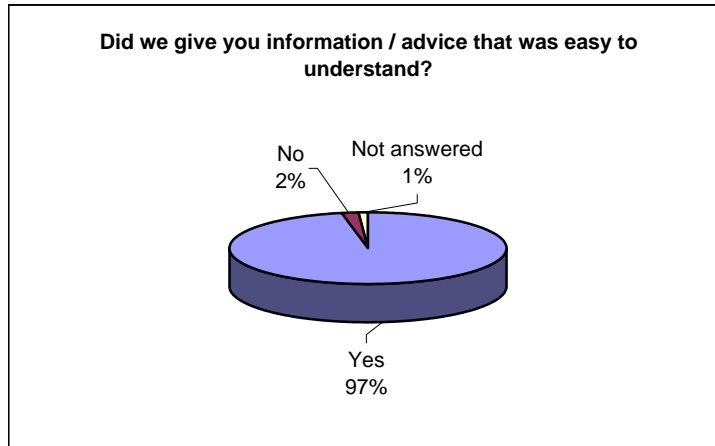
Question 3

| | Total | % |
|--------------|-------|----|
| Yes | 694 | 99 |
| No | 6 | 1 |
| Not answered | 0 | 0 |



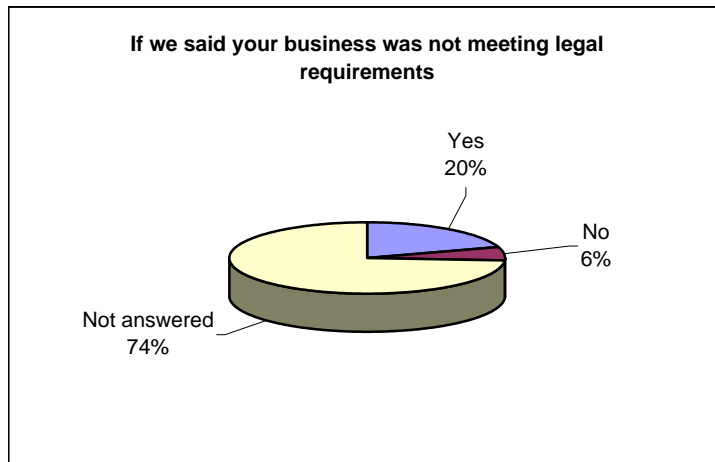
Question 4

| | Total | % |
|--------------|-------|----|
| Yes | 681 | 97 |
| No | 14 | 2 |
| Not answered | 5 | 1 |



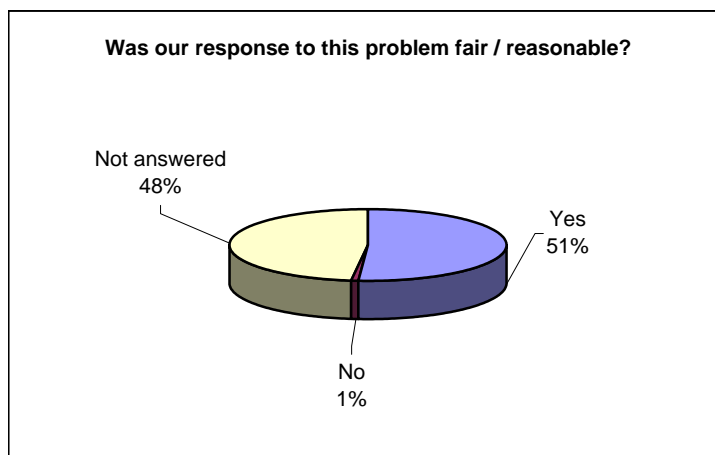
Question 5a

| | Total | % |
|--------------|-------|----|
| Yes | 134 | 20 |
| No | 45 | 6 |
| Not answered | 521 | 74 |



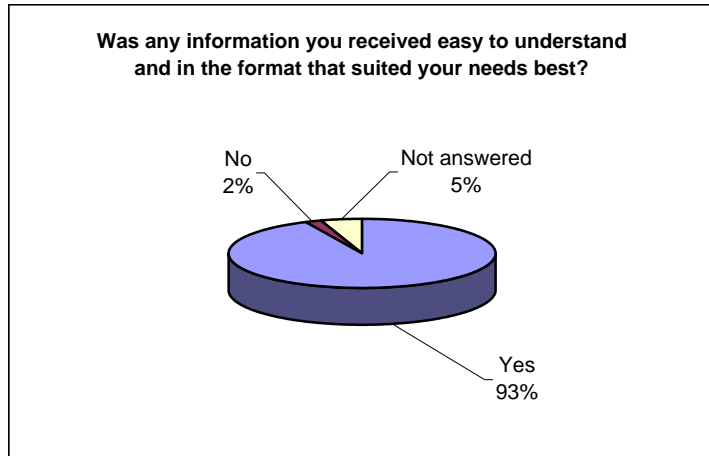
Question 5b

| | Total | % |
|--------------|-------|----|
| Yes | 357 | 51 |
| No | 5 | 1 |
| Not answered | 338 | 48 |



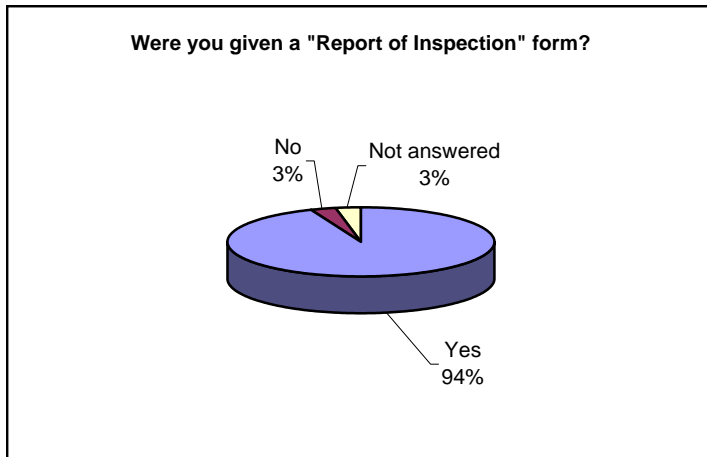
Question 6

| | Total | % |
|--------------|-------|----|
| Yes | 651 | 93 |
| No | 12 | 2 |
| Not answered | 37 | 5 |



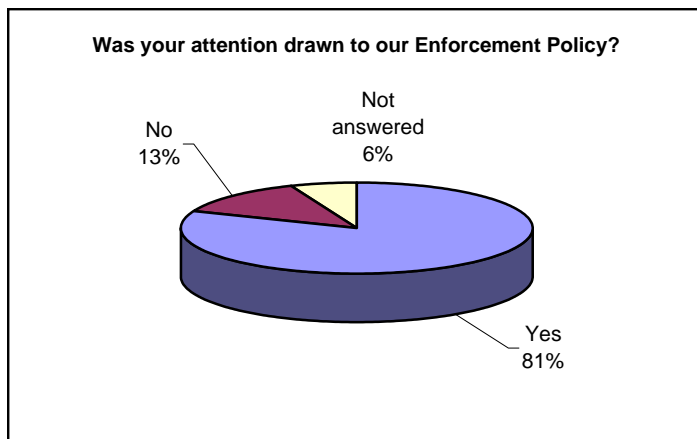
Question 7

| | Total | % |
|--------------|-------|----|
| Yes | 659 | 94 |
| No | 23 | 3 |
| Not answered | 18 | 3 |



Question 8

| | Total | % |
|--------------|-------|----|
| Yes | 569 | 81 |
| No | 89 | 13 |
| Not answered | 42 | 6 |



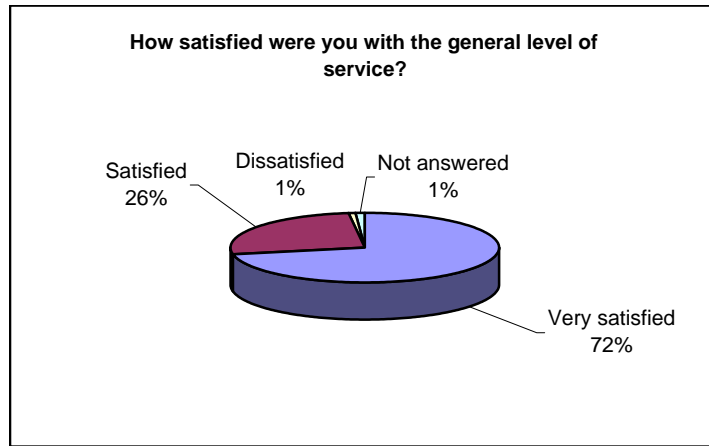
Question 9

| | Total | % |
|--------------|-------|----|
| Yes | 633 | 91 |
| No | 31 | 4 |
| Not answered | 36 | 5 |



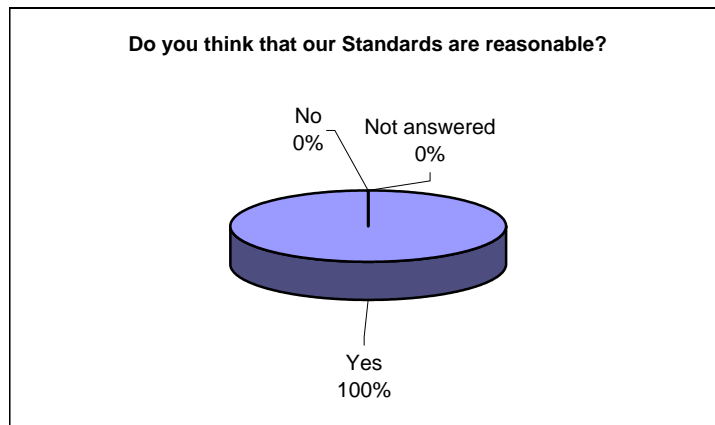
Question 10

| | Total | % |
|----------------|-------|----|
| Very satisfied | 503 | 72 |
| Satisfied | 186 | 26 |
| Dissatisfied | 6 | 1 |
| Not answered | 5 | 1 |



Question 11

| | Total | % |
|--------------|-------|-----|
| Yes | 700 | 100 |
| No | 0 | 0 |
| Not answered | 0 | 0 |



Question 12

| | Total | % |
|--------------------------|-------|----|
| White British | 592 | 85 |
| White Irish | 0 | 0 |
| Other White | 14 | 2 |
| White Other mixed | 12 | 2 |
| Mixed White & Black Car | 0 | 0 |
| Mixed White & Black Afri | 0 | 0 |
| Mixed White & Asian | 0 | 0 |
| Indian | 0 | 0 |
| Pakistani | 0 | 0 |
| Bangladeshi | 5 | 1 |
| Other Asian | 38 | 5 |
| Black Caribbean | 0 | 0 |
| Black African | 0 | 0 |
| Other Black | 0 | 0 |
| Chinese | 0 | 0 |
| Other ethnic group | 13 | 2 |
| Not answered | 26 | 4 |

