

Licensing Inspections Questionnaire Results 2005

Sent

34

Returned

13

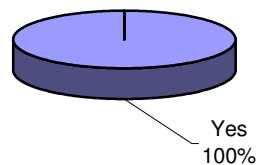
% Returned

38%

1

Answer	Frequency	%
Yes	13	100%
No	0	0%

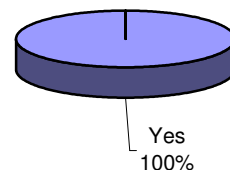
Was the purpose of the inspection clearly explained?



2

Answer	Frequency	%
Yes	13	100%
No	0	0%

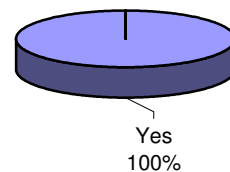
Were our Officers courteous and polite at all times?



3

Answer	Frequency	%
Yes	13	100%
No	0	0%

Did we treat you fairly at all times?



Licensing Inspections Questionnaire Results 2005

Sent

34

Returned

13


% Returned

38%

4

Answer	Frequency	%
Yes	11	85%
No	2	15%

Did we give you information/advice that was easy to understand?

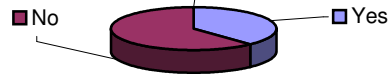


5

a.

Answer	Frequency	%
Yes	5	38%
No	8	62%

If we said your business was not meeting its legal requirements, did we make it clear to you what you needed to do to meet the legal requirements?

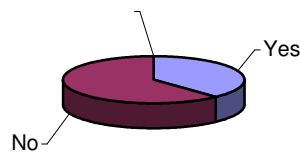


5

b.

Answer	Frequency	%
Yes	5	38%
No	8	62%

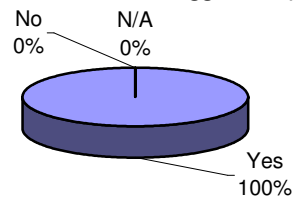
If we said your business was not meeting its legal requirements, was our response to this problem fair/reasonable?



6

Answer	Frequency	%
Yes	13	100%
No	0	0%
N/A	0	0%

Was any information you received easy to understand and in the format that best suited your needs? (If you require information in another format please specify in Comments and Suggestions)



Licensing Inspections Questionnaire Results 2005

<u>Sent</u>	34	<u>Returned</u>	13	<u>% Returned</u>	38%
<hr/>					

Licensing Inspections Questionnaire Results 2005

Sent

34

Returned

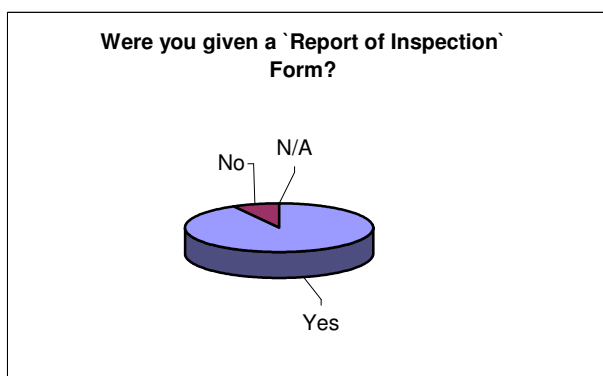
13

% Returned

38%

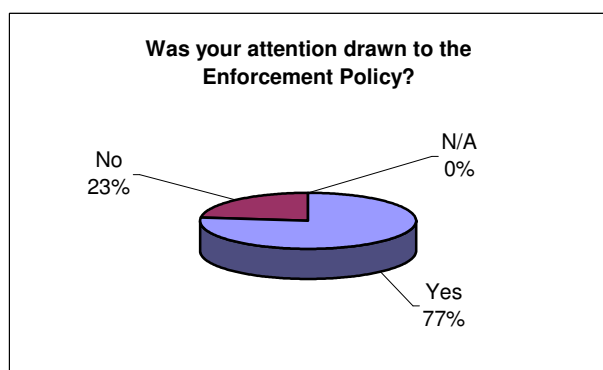
7

Answer	Frequency	%
Yes	12	92%
No	1	8%
N/A	0	



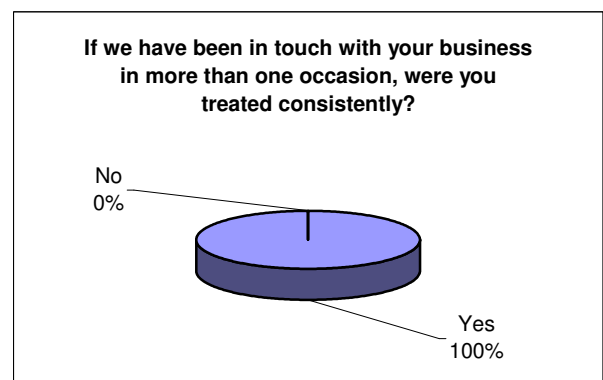
8

Answer	Frequency	%
Yes	10	77%
No	3	23%
N/A	0	



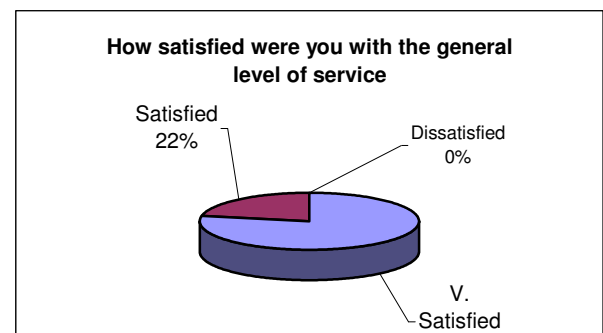
9

Answer	Frequency	%
Yes	13	100%
No	0	0%



10

Answer	Frequency	%
V. Satisfied	14	78%
Satisfied	4	22%
Dissatisfied	0	0%



Licensing Inspections Questionnaire Results 2005

<u>Sent</u>	34	<u>Returned</u>	13	<u>% Returned</u>	38%
					78%