

Pest Control Questionnaire Results 2005

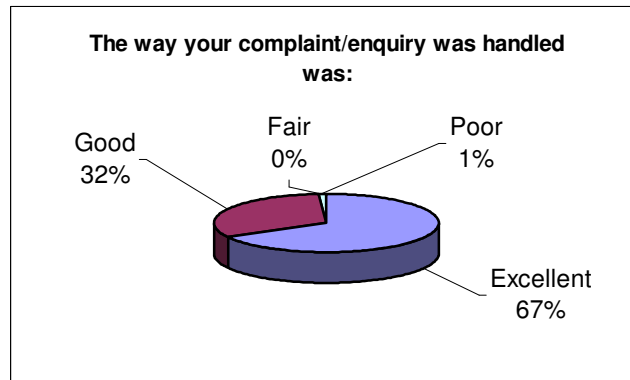
Sent
120

Returned
66

% Returned
55%

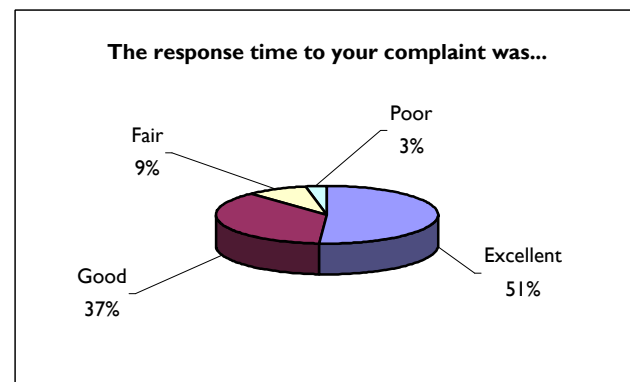
Question 1

Answer	Freq.	%
Excellent	53	67%
Good	25	32%
Fair	0	0%
Poor	1	1%




Question 2

Answer	Freq.	%
Excellent	41	51%
Good	29	37%
Fair	7	9%
Poor	2	3%



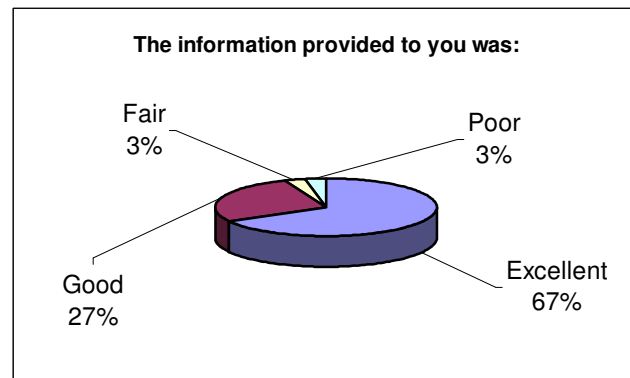
Question 3

Answer	Freq.	%
Excellent	62	77%
Good	16	20%
Fair	2	3%
Poor	0	0%



Question 4

Answer	Freq.	%
Excellent	52	67%
Good	25	27%
Fair	3	3%
Poor	0	3%



Pest Control Questionnaire Results 2005

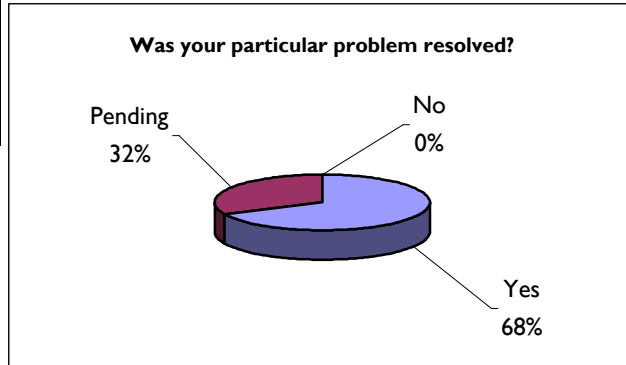
Sent 120

Returned 66

% Returned 55%

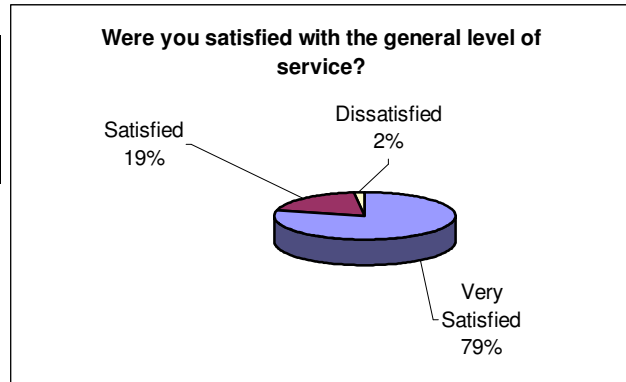
Question 5

Answer	Freq.	%
Yes	66	68%
Pending	9	32%
No	3	0%



Question 6

Answer	Freq.	%
Very Satisfied	63	79%
Satisfied	15	19%
Dissatisfied	2	2%



Pest Control Questionnaire Results 2005

Sent

120

Returned

66

% Returned

55%

- 9**
- 1**
 - 2** British
 - 3** Irish
 - 4** Other White
 - 5** Other Mixed
 - 6** White / Blk Car
 - 7** White / Blk Afr
 - 8** White & Asian
 - 9** Indian
 - 10** Pakistani
 - 11** Bangladeshi
 - 12** Other Asian
 - 13** Black Caribbean
 - 14** Black African
 - 15** Other Black
 - 16** Chinese
 - Other Ethnic

How would you describe your cultural

your cultural or ethnic origin?

- 1
- 2
- 3
- 4
- 5
- 6
- 7
- 8
- 9
- 10
- 11
- 12
- 13
- 14
- 15
- 16